




Our Lady of Las Vegas - Cub Scouts Pack 99 - Wolf Scout Check List – Big Horn District

<p>Cub Scout Wolf Handbook</p>	
<p>Long or Short-sleeve Blue Class 'A' uniform shirt with the U.S. Flag Emblem attached. (We recommend getting a short sleeve shirt.)</p>	
<p>Pack Number "99" Patch – (buy 2 Red Number "9" Patches to make the "99")</p>	
<p>Las Vegas Area Council Patch</p>	
<p>World Crest Logo Patch</p>	
<p>Den # _____ Patch</p>	
<p>Gold Wolf Neckerchief</p>	
<p>Wolf Neckerchief Slide - you may want to purchase a few of these, they tend to fall off, use doubled up rubber bands or hair bands under tie slide to secure it to the neckerchief.</p>	
<p>Dark Navy Blue Shorts or Pants, - OLLV School uniform pants/shorts or any Dark Navy Blue Pant/Shorts are ok (Denim or Levi's are not acceptable as a Class A Uniform) the official blue pants or shorts are optional.</p>	
<p>Cub Web Belt with Buckle, blue web belt has a brass buckle highlighted with the Cub Scout logo. Includes a belt clip. Or thenew Cub Scout belt with Cub Scout logo on buckle.</p>	
<p>(Optional) Blue and Gold Wolf Cap</p>	
<p>(Optional) Blue and Gold Cub Scout Socks</p>	
<p>(Optional) Red Patch Vest for all non-uniform patches. Boy like to wear these to show off the different patches earned over the years, also called a "Brag Vest".</p>	
<p>(Optional) Badge Magic for attaching patches to uniform – time saver over sewing. Works with uniform and brag vest. Highly recommended.</p>	

Do Not buy any additional patches/pins for the Uniform or Brag Vest- They will be earned and presented at pack meetings.